

How to Login to Follow My Health Facebook Sign In

Go to www.clintoncountymedicalcenter.com

STEP #1

Go to: www.clintoncountymedicalcenter.com ~ this is what you will see when the page comes up



ABOUT US

SERVICES

CONTACT

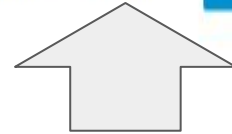
BLOG

LOGIN



PAY NOW

Click on Login



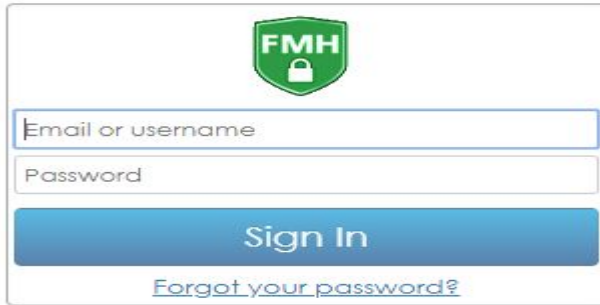
STEP #2

After you click on Login, this is the screen you will see, please click on Follow My Health to proceed to the next screen

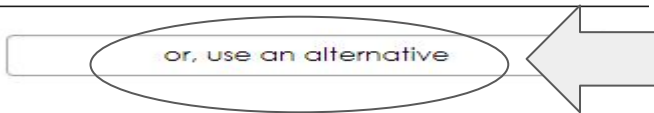


STEP #3

After you click on Follow My Health, this is what you will see, and because you are a Google Login, you will need to click on or, use an alternative, as shown below.



The screenshot shows the FMH login interface. At the top center is the FMH logo, which consists of a green shield with a white padlock icon and the letters 'FMH' in white. Below the logo are two input fields: the first is labeled 'Email or username' and the second is labeled 'Password'. Below these fields is a blue button with the text 'Sign In'. Underneath the button is a blue hyperlink that reads 'Forgot your password?'. The entire login form is enclosed in a thin black border.



STEP #4

Be Good, Do Good, Feel Good.



or, use an alternative



[How is this information used?](#)

Click
Here

This is the screen you will see after you click on (or, use an alternative.). Because you are a Facebook Login, please click on the Facebook symbol. Once the Facebook symbol is clicked, please see STEP #5 for the next screen.

STEP #5



You are about to be redirected to Facebook. You will be redirected to your FollowMyHealth® account after you have signed in.

This is offered as a convenience to eliminate the need to remember new credentials and is only used to sign in to FollowMyHealth®. Information within FollowMyHealth® is never shared, posted, or exchanged with Facebook.

Don't show me this again

Click Here

OK

Cancel

This is your next screen, please click on the ok to see the next screen.

STEP #6

Please enter your password to continue

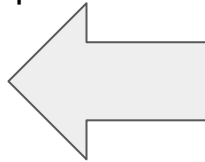
The page you are trying to visit on FollowMyHealth requires that you re-enter your Facebook password.

Password

[Forgot your password?](#)

[Continue](#)

Next you will be asked to enter your Facebook password



After you enter your Facebook password, you will be logged into your Follow My Health Account.